



Amazing Bottle Tops Animals!


delamere
Colour me in!

What You'll Need


- Sterilised Cows' Milk bottle tops
- Googly Eyes
- Coloured Felt Sheets
- Scissors
- Permanent Marker, Colouring Pencils
- PVA / Craft Glue



1 Getting Started...
Draw around your top on coloured felt or card. Use a light pencil if you've chosen dark felt.




2 Make a body!
Draw legs and a head around the round 'body' shape created by the bottle top. Ask an ADULT to cut this out for you.



3 The fun bit...
Decorate the bottle top with spots/stripes of your animal creature.



4 Bring to them life...
Glue on googly eyes to the card/felt, then the bottle top to the body.



5 Ta-Da...
You have a friendly creature (or 3!) to play with.

